


X-WING FIGHTER

TEMPLATE



CARDBOARD
SUPERHEROES





WELCOME!


Get ready for an exhilarating journey with the Cardboard Superheroes STEAM curriculum, where science, technology, engineering, art, and math come alive! Dive into a world where you'll craft your very own cardboard models inspired by iconic characters and scenes from beloved movies and comics. Imagine creating Wall-E, a Batman Frisbee, the adventurous Minecraft Steve, or even Captain America's Wakandan Shield - the possibilities are endless!

But that's not all - we've got a treasure trove of free tutorials and templates to make your building experience smooth and fun. And here's the best part: share your awesome cardboard creations with us! Post them online and tag us for a chance to shine on our social media platforms.

Don't forget to follow us on Instagram @cardboardsuperheroes and visit our website www.cardboardsuperheroes.com. Stay tuned for exciting updates, thrilling contests, and a plethora of new projects that will spark your creativity and imagination. Let's build, share, and celebrate the superhero within you!



SUPPLIES LIST



1. CARDBOARD (AMAZON BOX)

<https://www.amazon.com/dp/B07PP5JRZ1/>

2. HOT GLUE GUN

<https://www.amazon.com/dp/B01178RVI2>

3. SCISSORS

<https://www.amazon.com/dp/B002YIP97K>



4. TAPE

<https://www.amazon.com/dp/B0000DH8HQ/>



SAFETY GUIDELINES



1.

If you are 10 years old or younger, we highly recommend you build under the supervision of your teacher, parent, or guardian.

2.



Be careful with the hot glue gun - as the name says, the tip and the glue is HOT and can definitely burn you. Please be careful!

3.

Scissors are sharp and cutting cardboard isn't easy. Take your time and ask for help if needed. Always cut away from you.

****By using this curriculum we are not responsible for any injuries or damages sustained. We will provide safety tips, so students can be injury free****





Body

Base

Bottom Side 4

Bottom Side 3

Bottom Side 2

Bottom Side 1

Bottom

Window 3

Window 2

Window 1

Top Side 4

Top Side 2

Tip 4

Top Side 3

Top Side 1

Tip 2

Tip 3

Tip 1

Top 4

Top 3

Top 2

Top 1

Thruster 1

Thruster 2

Wings/Thrusters

Lasers

Wing Attachment 1


Wing Attachment 2

Thruster 3

Wing Attachment 3

Wing Attachment 4

Thruster 4



Wing 1

Wing 2

Wing 4

Wing 3

