

MILLENNIUM FALCON

TEMPLATE



CARDBOARD
SUPERHEROES





WELCOME!

Welcome to the Cardboard Superheroes and Comic-Con Museum art/STEAM curriculum.

In this art/STEAM curriculum, we will teach you to build your own cardboard models from your favorite movies and comics such as Wall-E, Batman Frisbee, Minecraft Steve, Captain America's Wakanda Shield, and more.

We have provided free tutorials (on the Comic-Con Museum YouTube Channel) and templates to build your models.

We encourage you to post your finished cardboard models and tag us for a chance to be featured on our social media!


Be sure to check us out on Instagram @cardboardsuperheroes and @comicconmuseum for updates, contests, and more projects!



CARDBOARD
SUPERHEROES



SUPPLIES LIST



1. CARDBOARD (AMAZON BOX)

<https://www.amazon.com/dp/B07PP5JRZ1/>

2. HOT GLUE GUN

<https://www.amazon.com/dp/B01178RVI2>

3. SCISSORS

<https://www.amazon.com/dp/B002YIP97K>




4. TAPE

<https://www.amazon.com/dp/B0000DH8HQ/>




SAFETY GUIDELINES



1. If you are 10 years old or younger, we highly recommend you build under the supervision of your teacher, parent, or guardian.

2. Be careful with the hot glue gun – as the name says, the tip and the glue is HOT and can definitely burn you. Please be careful!



3. Scissors are sharp and cutting cardboard isn't easy. Take your time and ask for help if needed. Always cut away from you.

4. Watch the Intro/Safety video for more tips and information!

****By using this curriculum we are not responsible for any injuries or damages sustained. We will provide safety tips, so students can be injury free****

